
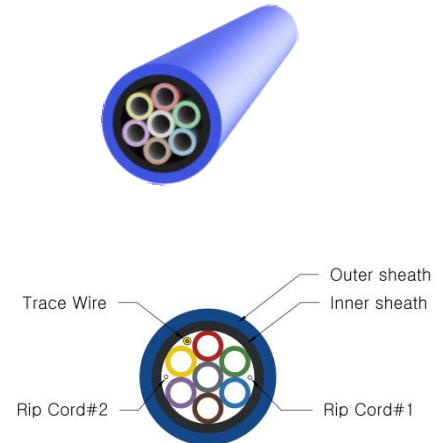
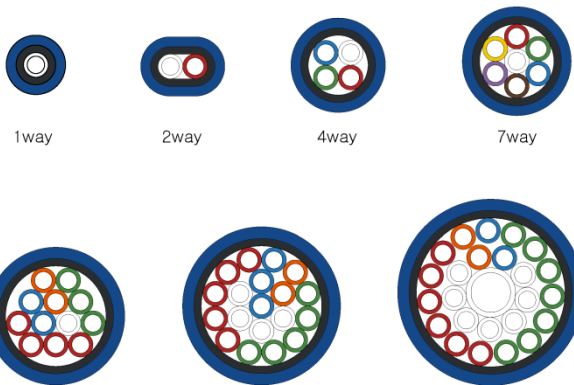




## Blulight™ DB HS (Direct Buried High Strength)



**DIRECT BURY HIGH STRENGTH** duct is designed for high crush resistance from external pressure. The thin inner tube wall can make it easy to bend or fix inside of cabinet/closure. The extra layer (total 2 layers of the outer sheath) is added to protect the thin wall of inner tube from external ground pressure. Flexibility of tube allows bending or fixing inside of cabinet/closure. It is strong against lightning, electrical surge.



All Knet Microduct has the excellent blowing performance with a silicone coated inner tube.

### Optional Features

- Various configurations with different size between 5/3.5mm and 12/10mm
- Wide range of number of inner tube from 1 way to 24+1 way
- Ribbed & Smooth Type
- Rip cords
- Insulated Locatable copper wire

### Mechanical Performance Test compliance

**Tensile Performance:** IEC 60794-1-21 Method E1  
**Bend:** IEC 60794-1-21 Method E11  
**Kink:** IEC 60794-1-21 Method E10  
**Impact:** IEC 60794-1-21 Method E4  
**Crush:** IEC 60794-1-21 Method E3  
**Inner Clearance:** IEC 60794-5-20 Ann.E  
 Compliant to Telcordia GR 3155-CORE

### Material

HDPE Inner tube and Outer sheath

### Marking

Meter marking & Customized marking

### Color

Outer Sheath and Inner tube color can be customized

### Temperature Performance

**Storage and Transportation:** -40°C to +60°C  
**Installation:** -20°C to +50°C  
**Operation:** -40°C to +60°C

### Maximum Air Pressure (Blowing)

15bar



## Microduct Assemblies Technical Details

5/3.5mm	Nom. OD (mm)	Max. Tensile (N)	Weight (kg/km)	Bend Radius (mm)	Crush (N)	Length/drum (m)	Number of drums in 40'
Single Tube	5.0	100	10	60	700	2,000	500
1way	12.0	1,100	98	150	3,000	2,000	44
2way	17.0x12.0	1,600	140	150	3,000	2,000	36
4way	19.1	2,400	200	230	4,000	2,000	29
7way	22.0	3,100	259	270	4,000	2,000	22
12way	27.9	4,600	385	340	4,000	2,000	18
19way	31.9	5,900	496	390	4,000	2,000	12
24+1way	37.5	7,600	639	450	4,000	1,000	14

8/6mm	Nom. OD (mm)	Max. Tensile (N)	Weight (kg/km)	Bend Radius (mm)	Crush (N)	Length/drum (m)	Number of drums in 40'
Single Tube	8.0	200	21	60	700	2,000	104
1way	15.0	1,600	140	180	3,000	2,000	36
2way	23.0x15.0	2,500	214	180	3,000	2,000	24
4way	26.3	3,800	320	320	4,000	2,000	19
7way	31.0	5,100	431	380	4,000	2,000	13
12way	40.4	8,100	680	490	4,000	1,000	12

10/8mm	Nom. OD (mm)	Max. Tensile (N)	Weight (kg/km)	Bend Radius (mm)	Crush (N)	Length/drum (m)	Number of drums in 40'
Single Tube	10.0	300	27	120	700	1,000	130
1way	17.0	1,900	166	210	3,000	2,000	32
2way	27.0x17.0	3,100	259	210	3,000	2,000	21
4way	31.5	4,900	410	380	4,000	2,000	12
7way	38.2	7,100	599	460	4,000	2,000	10

12/10mm	Nom. OD (mm)	Max. Tensile (N)	Weight (kg/km)	Bend Radius (mm)	Crush (N)	Length/drum (m)	Number of drums in 40'
Single Tube	12.0	300	33	150	700	2,000	66
1way	19.0	2,300	193	230	3,000	2,000	29
2way	31.0x19.0	3,600	305	230	3,000	2,000	19
4way	36.4	5,800	486	440	4,000	2,000	11
7way	44.2	8,500	712	540	4,000	1,000	12



## Internationally Certified

KNET has met and maintains the rigorous standards required to become a Certified ISO 9001, ISO 14001 and TL9000 manufacturer. KNET Microduct Assemblies has been rigorously tested by Telcordia Technologies and found to be compliant to Telcordia GR-3155-CORE.



This specification is intended as a guide only. Whilst the information it contains is believed to be correct. KNET can take no responsibility for action taken based on the information contained in this document. KNET reserved the right to make changes to this document without notice. All sales of product are subject to KNET's terms and conditions of sales only. Any unauthorized copying of this document or our products is prohibited and KNET will take action to prevent any infringement of its rights and to claim damages for the loss that it suffers.